



**PSW**  
PAKISTAN SINGLE WINDOW



# USER MANUAL

## SPECIAL TECHNOLOGY ZONES AUTHORITY

### **Confidential Information:**

The information provided in this document is intended solely for the use of PSW. The contents of this document may not be reproduced or divulged outside the intended organizations without the express written permission of PSW.



## TABLE OF CONTENTS

1. Introduction .....	3
2. Background.....	4
3. Salient Features of STZA Quota Association Request.....	5
4. System Requirements .....	5
5. Step by Step Business Process .....	6
5.1 User Login.....	6
5.2 Associating STZA Quota with Single Declaration .....	7
5.2.1 View STZA Quota .....	7
5.2.2 New Quota View .....	9
5.3 Claiming STZA Quota in SD .....	10
5.3.1 Filing Single Declaration.....	10
5.3.2 SRO Attachment .....	14
5.3.3 SRO Attachment in SD.....	17
5.3.4 STZA Quota File Selection.....	19
6. Contact Information.....	25



## 1. Introduction

Pakistan Single Window (PSW) is an electronic portal that allows parties involved in cross border trade and transport to lodge standardized information and documents using a single-entry point to fulfill all import, export, and transit related regulatory requirements. The information is transmitted electronically and individual data elements for clearance and regulatory approvals need only to be submitted once. Use of the PSW portal is allowed to authorize users who have completed the subscription process. Once subscribed and registered with PSW, you can access the PSW to perform cross-border trade and transit related activities including online payment of taxes and Other Government Agencies (OGA) fees.

The PSW aims to simplify your cross-border trade and transport experience. This new platform will facilitate the traders to associate and consume STZA quota with their GDs, which is electronically shared by the STZA One Window Portal.

The module enhances transparency, reduces processing time, and eliminates manual paperwork. By integrating inter-agency workflows, it supports ease of doing business and promotes technology-led investment in Pakistan.



## 2. Background

Background As a signatory to the WTO's Trade Facilitation Agreement (2015), Pakistan has notified the establishment of a 'National Single Window' (NSW) as a 'Category C' commitment with effect from 22nd February 2017. To implement NSW the Government of Pakistan has promulgated the Pakistan Single Window Act, 2021 while declaring Pakistan Customs as the Lead Agency. Pakistan Customs has established a dedicated PSW Company (PSWC), as a not-for-profit Company under the Companies Act, 2017, to implement the PSW program. The PSWC has been designated as the Operating Entity under the PSW Act for developing and maintaining the PSW portal in collaboration with 77 different public sector entities involved in the regulation of cross border trade in Pakistan. The PSWC will digitize the processes of public sector entities, related to the regulation of international trade. This will not only reduce the time and costs but also increase compliance and immensely benefit economic operators like importers, exporters, freight forwarders, clearing agents, shipping companies, transporters, etc. The implementation of the PSW program will also enhance government controls and transparency. By creating a national electronic trade and logistics platform the PSW will help Pakistan integrate better into the regional and global single window systems. It will facilitate integration into global value chains and enable Pakistan to become a hub for regional and international transit and trade.



### 3. Salient Features of STZA Quota Association Request

- A complete solution for the online processing and association of STZA Quota with Single Declaration (SD) through the PSW system.
- It caters to all requirements related to the processing and claiming of STZA quota against eligible imports under the applicable SROs.

### 4. System Requirements

- To use PSW Portal on Windows®, the subscriber will require:
  - a. Google Chrome Browser.
  - b. Windows 7, Windows 8, Windows 8.1, Windows 10 or later
  - c. An Intel Pentium 4 processor or later that's SSE3 capable.
- To use PSW Portal on Mac®, the subscriber will need:
  - d. Google Chrome Browser
  - e. OS X El Capitan 10.11 or later.



## 5. Step by Step Business Process

### 5.1 User Login

- i. Please visit "[www.psw.gov.pk](http://www.psw.gov.pk)" and click on the 'Login' button.

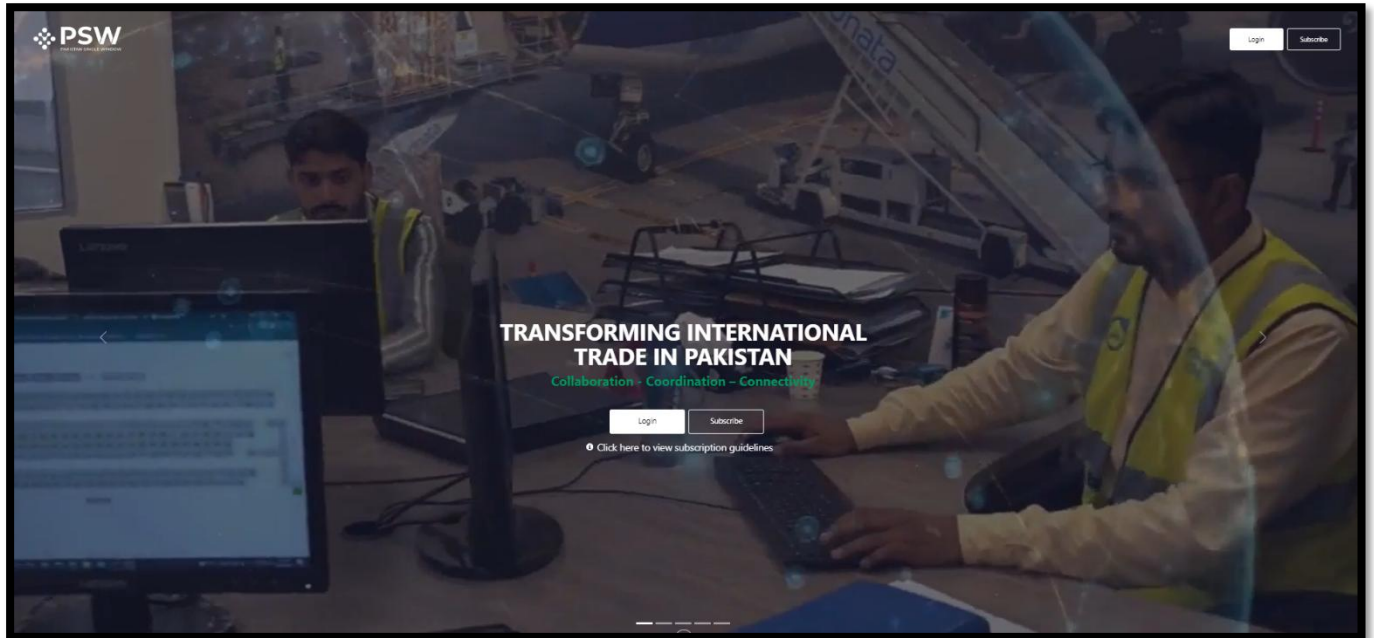


Figure 1

- ii. After clicking on the login button, User will be redirected to the login interface. Here, you will be required to enter login credentials.

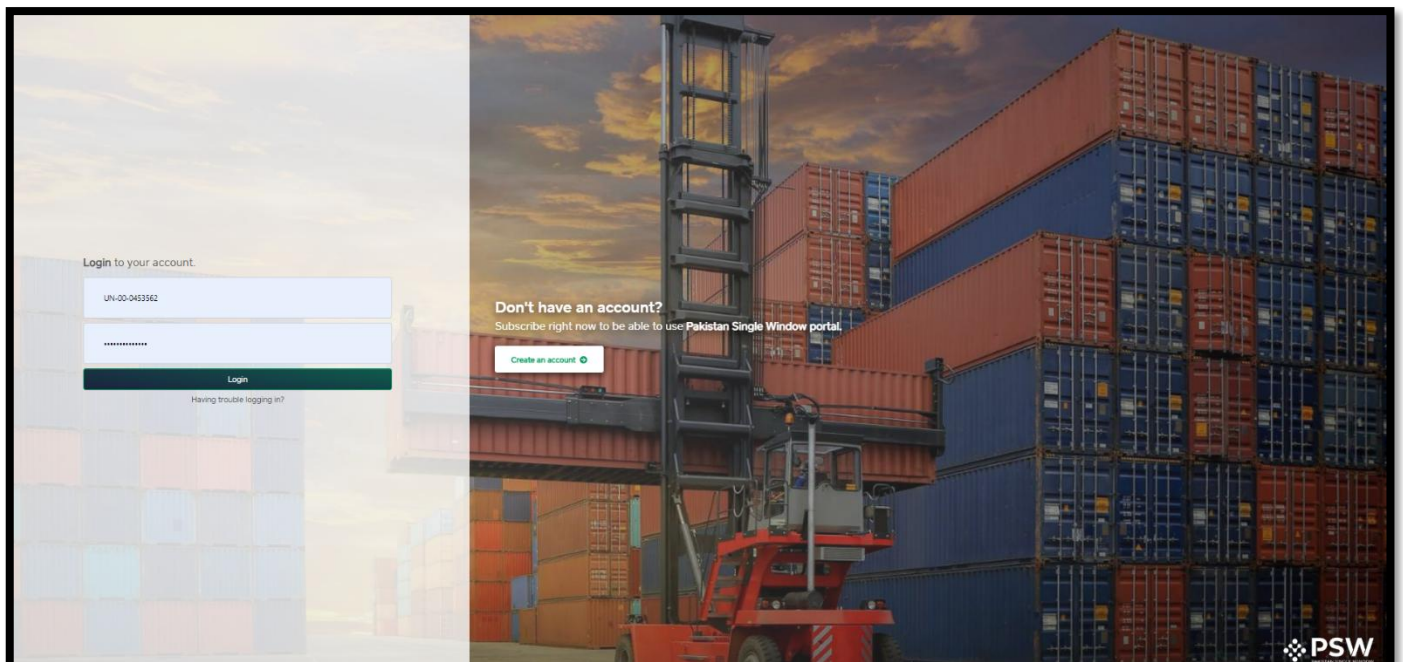


Figure 2



## 5.2 Associating STZA Quota with Single Declaration

### 5.2.1 View STZA Quota

- i. Upon successful log-in, a dashboard will appear. At the Home Screen, click on the 'License & Quotas' button.

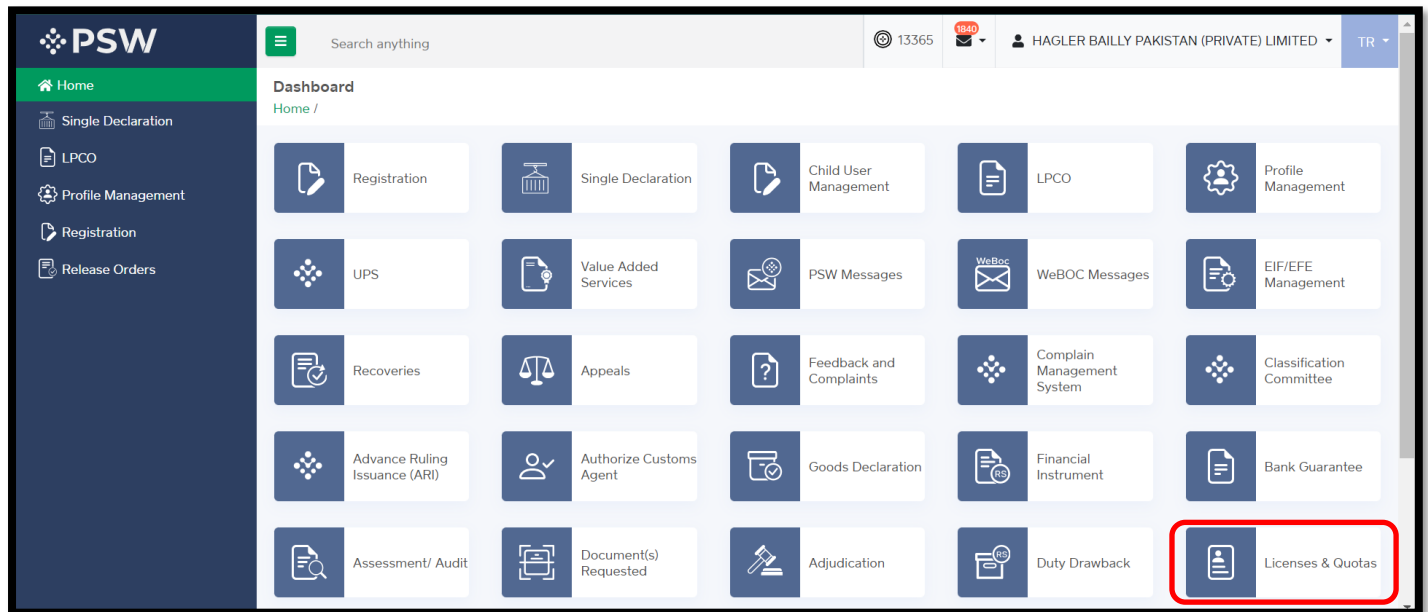


Figure 3

- ii. User shall click on 'STZA Quota' tab.

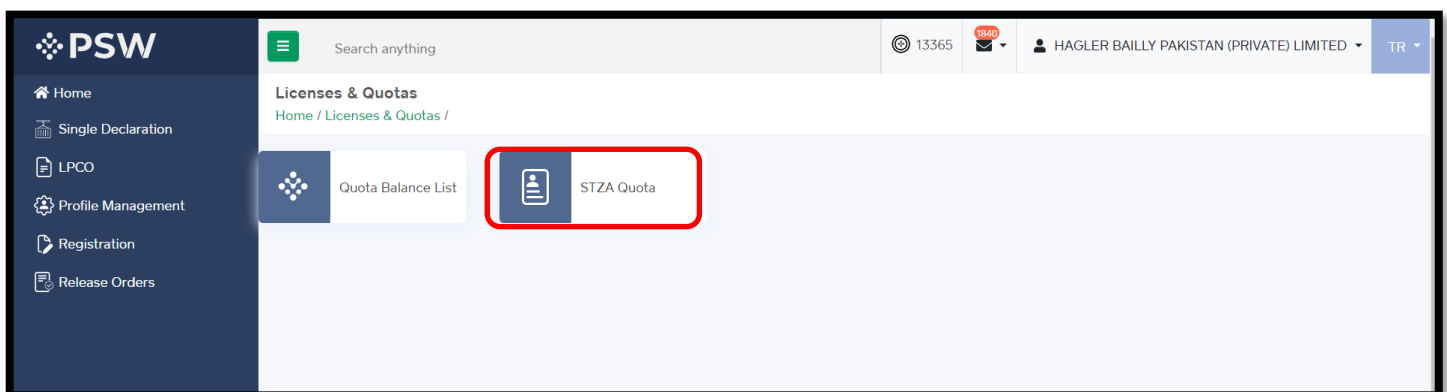


Figure 4



iii. The list of-STZA quota balance will be displayed.

PSW

Search anything

627 1145 DARSON INDUSTRIES (PVT.) LIMITED TR

STZA Quota

Home / Licenses & Quotas / STZAQuota /

STZA Quota

Search

S No	NTN	Quota Approved No	Consignee Name	Quota Type	Quota Type ID	To Date	From Date	Action
1	0305386	STZA-PSW-COCG-2025-26	Limited	STZA Capital Goods Exemption	30	2/21/2026 6:13:40 AM	2/21/2025 11:15:40 AM	
2	0305386	STZA-PSW-COCG-2025-9	Limited	STZA Capital Goods Exemption	30	2/20/2026 9:41:14 AM	2/20/2025 2:43:14 PM	
3	0305386	STZA-PSW-COCG-2025-25	Limited	STZA Capital Goods Exemption	30	2/20/2026 7:21:17 AM	2/20/2025 12:23:17 PM	
4	0305386	STZA-PSW-COCG-2025-7	Limited	STZA Capital Goods Exemption	30	2/19/2026 12:22:59 PM	2/19/2025 5:24:59 PM	
5	0305386	STZA-PSW-COCG-2025-21	Limited	STZA Capital Goods Exemption	30	2/19/2026 11:20:08 AM	2/19/2025 4:22:08 PM	

Figure 5

iv. User shall click on the Action Icon under the action grid.

PSW

Search anything

627 1145 DARSON INDUSTRIES (PVT.) LIMITED TR

STZA Quota

Home / Licenses & Quotas / STZAQuota /

STZA Quota

Search

S No	NTN	Quota Approved No	Consignee Name	Quota Type	Quota Type ID	To Date	From Date	Action
1	0305386	STZA-PSW-COCG-2025-26	Limited	STZA Capital Goods Exemption	30	2/21/2026 6:13:40 AM	2/21/2025 11:15:40 AM	
2	0305386	STZA-PSW-COCG-2025-9	Limited	STZA Capital Goods Exemption	30	2/20/2026 9:41:14 AM	2/20/2025 2:43:14 PM	
3	0305386	STZA-PSW-COCG-2025-25	Limited	STZA Capital Goods Exemption	30	2/20/2026 7:21:17 AM	2/20/2025 12:23:17 PM	
4	0305386	STZA-PSW-COCG-2025-7	Limited	STZA Capital Goods Exemption	30	2/19/2026 12:22:59 PM	2/19/2025 5:24:59 PM	
5	0305386	STZA-PSW-COCG-2025-21	Limited	STZA Capital Goods Exemption	30	2/19/2026 11:20:08 AM	2/19/2025 4:22:08 PM	

Figure 6



## 5.2.2 New Quota View

- i. List of quotas will appear; User shall click on the “+” button under S.No grid to check the remaining quota.

**STZA Quota**  
Home / Licenses & Quotas / STZAQuota / View /

NTN: 0225900  
Quota Approval Number: STZA-PSW-COCG-0225900-1  
Valid From: 14/02/2025  
Valid To: 14/02/2026

Description: STZA Capital Goods Exemption

S No	HS Code	Item Description	Quota Detail ID	Issued Quantity	Balance Quantity	UOM	Item Claimed	Status	Quota Sub Type	Quota Sub
+ 1	8443.9950	--- TONER AND INK CARTRIDGES FOR COMPUTER PRINTERS EXCLUDING DISPOSABLE TYPE	39340	50000	48900		true	Active	Import	1
+ 2	8471.3010	--- CASINGS (WITH POWER SUPPLY) FOR COMPUTERS	39341	50000	50000		false	Active	Import	1
+ 3	8544.4210	--- COMPUTER LEADS	39342	50000	49950		true	Active	Import	1

15 items per page  
1 - 3 of 3 items

Figure 7

- ii. User will be able to check the available quota.

**STZA Quota**  
Home / Licenses & Quotas / STZAQuota / View /

NTN: 0225900  
Quota Approval Number: STZA-PSW-COCG-0225900-1  
Valid From: 14/02/2025  
Valid To: 14/02/2026

Description: STZA Capital Goods Exemption

S No	GD Number	Debit Quantity	BL Number	Debit Mode	Quota Debit ID	gdDate	UOM	Status	Quota Sub Type	Quota Sub
1	KPPI-HC-6037-17-02-2025	1000	Automation-102946	AUTO	0	17/02/2025				
2	KPPI-HC-6011-14-02-2025	100	Automation-522763	AUTO	0	14/02/2025				
+ 2	8471.3010							false	Active	Import
+ 3	8544.4210							true	Active	Import

15 items per page  
1 - 3 of 3 items

Figure 8



## 5.3 Claiming STZA Quota in SD

### 5.3.1 Filing Single Declaration

- i. User shall click on Single Declaration from the dashboard.

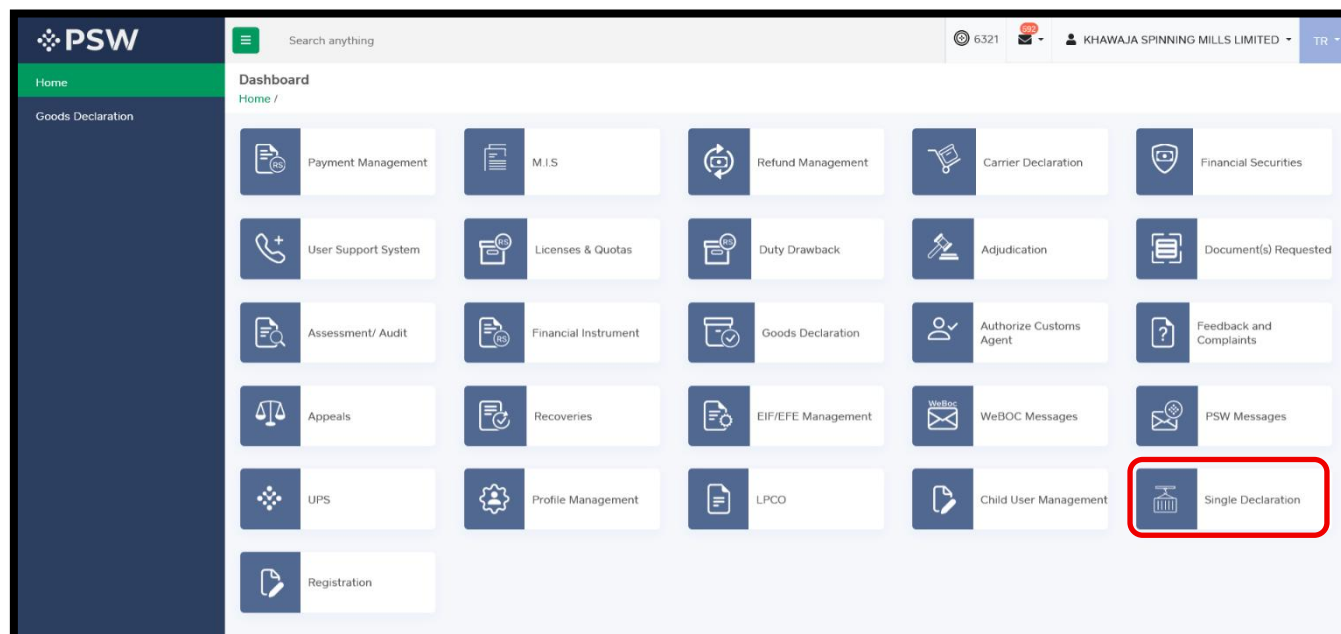


Figure 9

- ii. List of previous SDs will appear, User shall hover the cursor over Import tab.

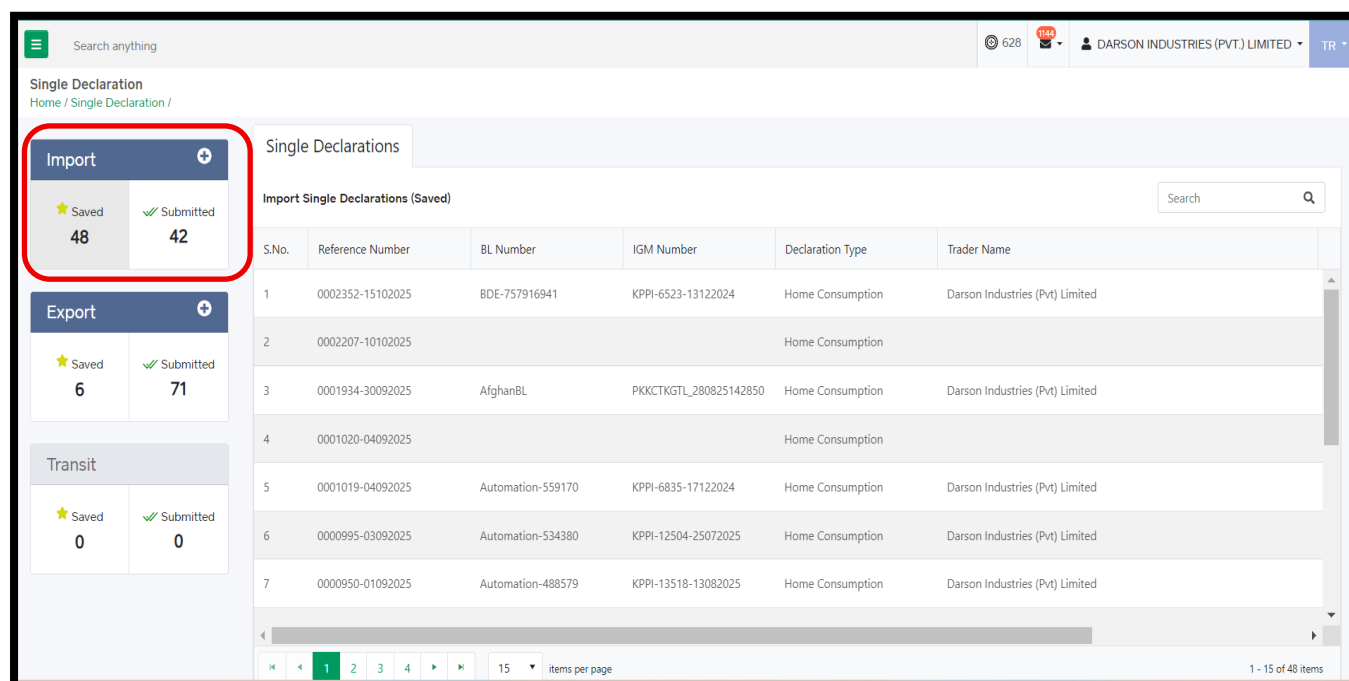


Figure 10



iii. User shall click on 'Create Declaration'.

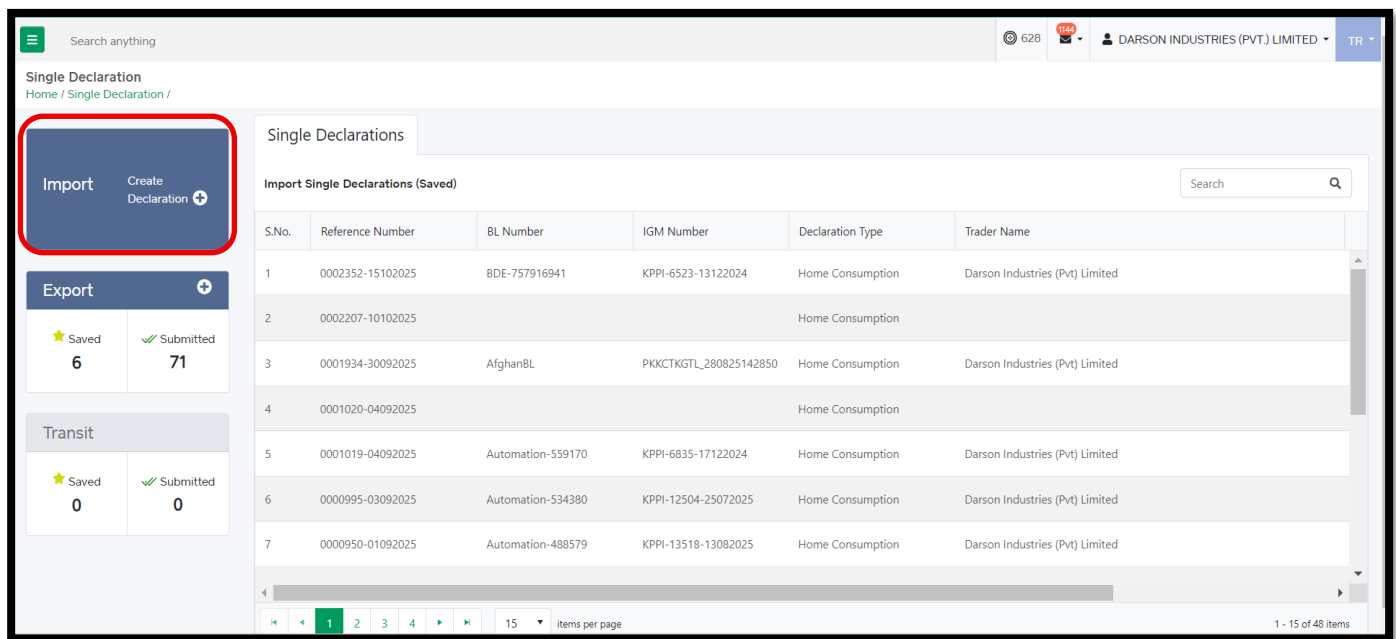


Figure 11

iv. A pop-up will open, choose the Consignment category & declaration type from the drop-down menu, then press 'Confirm' button.

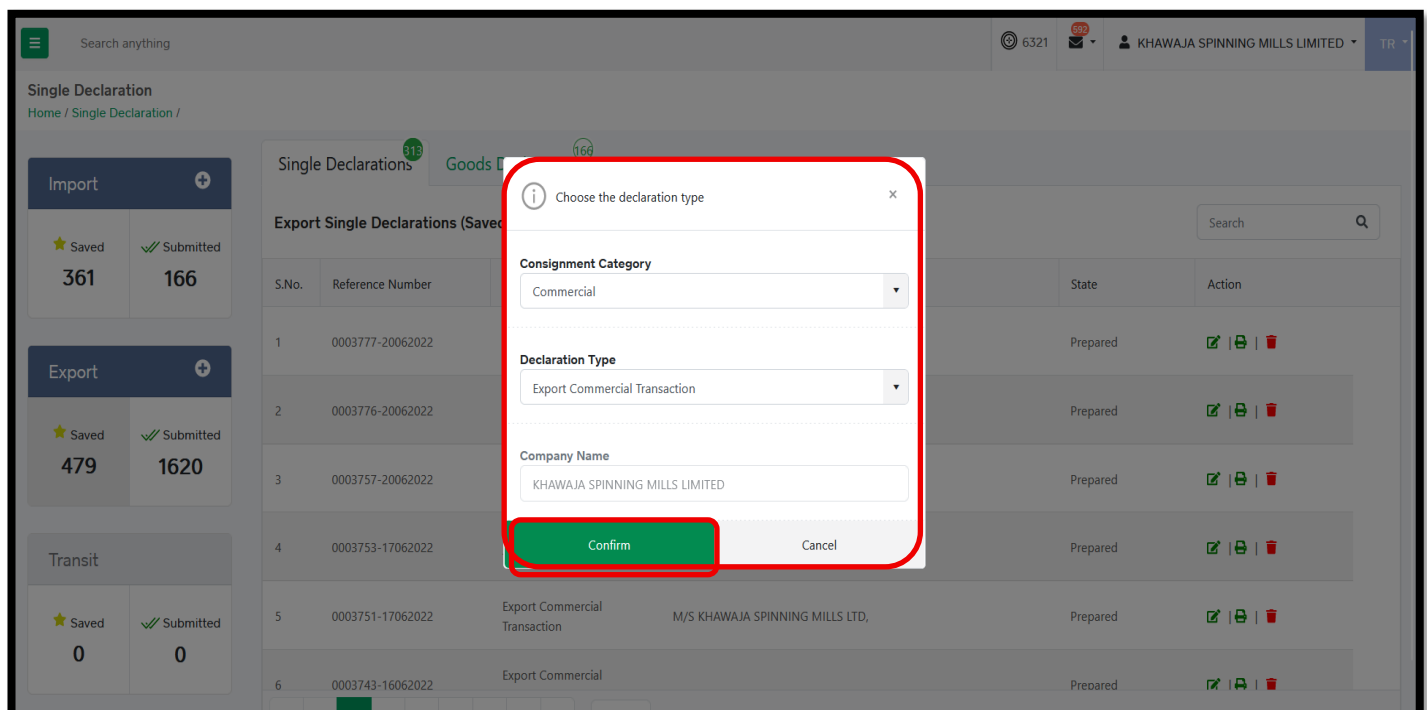


Figure 12

- v. A consignment Information page will appear, User shall fill-in all relevant details. Then click on 'Save & Proceed' button.

Single Declaration  
Home / Single Declaration / Create Single Declaration /

Step 1 of 6  
Please complete all the steps to file a single declaration. All fields are mandatory except the ones marked as Optional.

Consignment Information

Trade Type: Export Consignment Category: Commercial Declaration Type: Export Commercial Transaction

NTN / FTN / EPZ: 0225900 STRN: 0904550500637 TIR Carnet: ☐

Collectorate: Port Qasim (exports), karachi Mode of Transport: Sea Consignment Mode: Containerized

Consignor Name: M/S KHAWAJA SPINNING MILLS LTD, Consignor Address: 10-L GULBERG III MAIN FEROZPUR ROAD ,LAHORE Consignee Name: Ahsan

Consignee Address: UAE BL Number: Please enter BL number BL Date: day-month-year

Port of Shipment: Port Qasim (exports), karachi Destination Country: United Arab Emirates Port of Discharge: DXB - Dubai

Place of Delivery: Dubai Shipping / Air Line: A.A.ENTERPRISES Gross Weight (MT): 10.0

Net Weight (MT): 10.0

Marks: Marks

Shed / Location: Qasim International Container Terminal Terminal: Qasim International Container Terminal

Save & Proceed

Figure 13

- vi. User shall be directed to the Financial Information page, where User shall add all relevant information. Then press 'Save & Proceed' button.

Single Declaration  
Home / Single Declaration / Create Single Declaration /

Step 2 of 6  
Please complete all the steps to file a single declaration. All fields are mandatory except the ones marked as Optional.

Consignment Information

Trade Type: Export Consignment Category: Commercial Declaration Type: Export Commercial Transaction

Currency: United States Dollar Exchange Rate: 178 Delivery Term: Cost, insurance And Freight (CIF)

Bank Name: Dubai Islamic Bank Pakistan Ltd IBAN: PK41DUIB0000000333616001 Mode of Payment: Contract/Collection

Financial Instrument No: Enter Financial Instrument number or select from list

+ Add

S No.	Financial Instrument No	Mode Of Payment	Consignor Name	Consignee Name	Total Value
1	DIB-EXP-100010-04042021	Contract/Collection	M/S KHAWAJA SPINNING MILLS LTD,	John Doe	3,000,0000

FOB (USD): 0 Freight (USD): 50 CFR (USD): 0

Insurance (USD): 0 Landing Charges (USD) (Optional): 0 Other Charges (USD) (Optional): 0

Save & Proceed

Figure 14



- vii. User shall be directed to Commodity Information page, here User shall click on '+ Add Commodity'

Single Declaration  
Home / Single Declaration / Create Single Declaration /

Step 3 of 6  
Please complete all the steps to file a single declaration. All fields are mandatory except the ones marked as *Optional*.

Consignment Information Trade Type: **Export** Consignment Category: **Commercial** Declaration Type: **Export Commercial Transaction**

Financial Information

**Commodity Information**

Documents

Review And Validate

Payment Procedure

+ Add commodity

S.No.	HS Code	Product Code	Quantity	Unit Price	Total Value	Export Value (PKR)	Rebateable Export Value
No records available							

15 items per page 0 - 0 of 0 items

Figure 15

- viii. General Information page will appear, User shall enter relevant information.

Single Declaration  
Home / Single Declaration / Create Single Declaration /

Step 3 of 6  
Please complete all the steps to file a single declaration. All fields are mandatory except the ones marked as *Optional*.

Consignment Information

Financial Information

**General Information**

Documents

Review And Validate

Payment Procedure

Back to Commodities List

General Information

☐ Ministry quota not be applied, want to freely import this HS Code

HS Code: 8544.4210

Tariff Description: --- COMPUTER LEADS

Declared Description: --- COMPUTER LEADS

Valuation Rulings: Select from List

Supporting Information

SROs / Exemptions

Save

Figure 16



## 5.3.2 SRO Attachment

- i. After entering relevant details on Commodity Information, User shall attach SRO, by clicking on the 'SRO Attachment' button.

The screenshot shows the 'Single Declaration' form at Step 3 of 6. The left sidebar lists various sections: Consignment Information, Financial Information, Commodity Information (highlighted), Documents, Review And Validate, and Payment Procedure. The main area is divided into 'General Information' and 'Supporting Information'. Under 'Supporting Information', there is a section for 'SROs / Exemptions' which contains a table with columns: Order No, Serial, Duties, and Action. The table is currently empty, displaying 'No records available'. A red box highlights the 'SRO Attachment' button in the top right corner of the table area. A 'Save' button is located at the bottom right.

Figure 17

- ii. A pop-up will appear, here User shall select, 'Relevant SRO Duty' from the drop-down menu and press search button.

The screenshot shows a 'SRO Selection' pop-up window. It has a search bar at the top right. Below the search bar is a table with columns: Order No, Serial, Description, and Duties. The table is empty, displaying 'No records available'. A red box highlights the 'SRO Duty' dropdown menu on the left side of the pop-up. The dropdown menu is open, showing a list of duties: 9917, Additional Custom Duty, Additional Sales Tax, COUTDUTY, Customs Duty, Development Surcharge, and Edible Oil Cess. A 'Close' button is at the bottom left of the pop-up. The background shows the 'Single Declaration' form with the 'SRO Selection' pop-up overlaid.

Figure 18



- iii. list of SROs will appear, User shall search the relevant SRO line item from the search box.

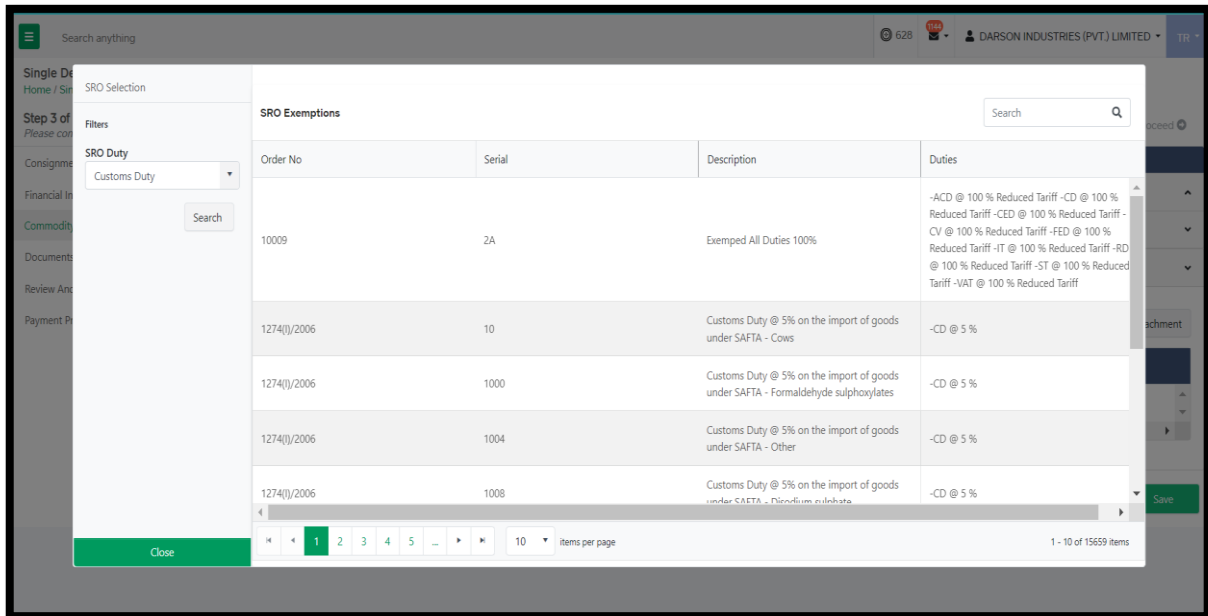


Figure 19

- iv. User shall select the relevant SRO line item and select the correct SRO.

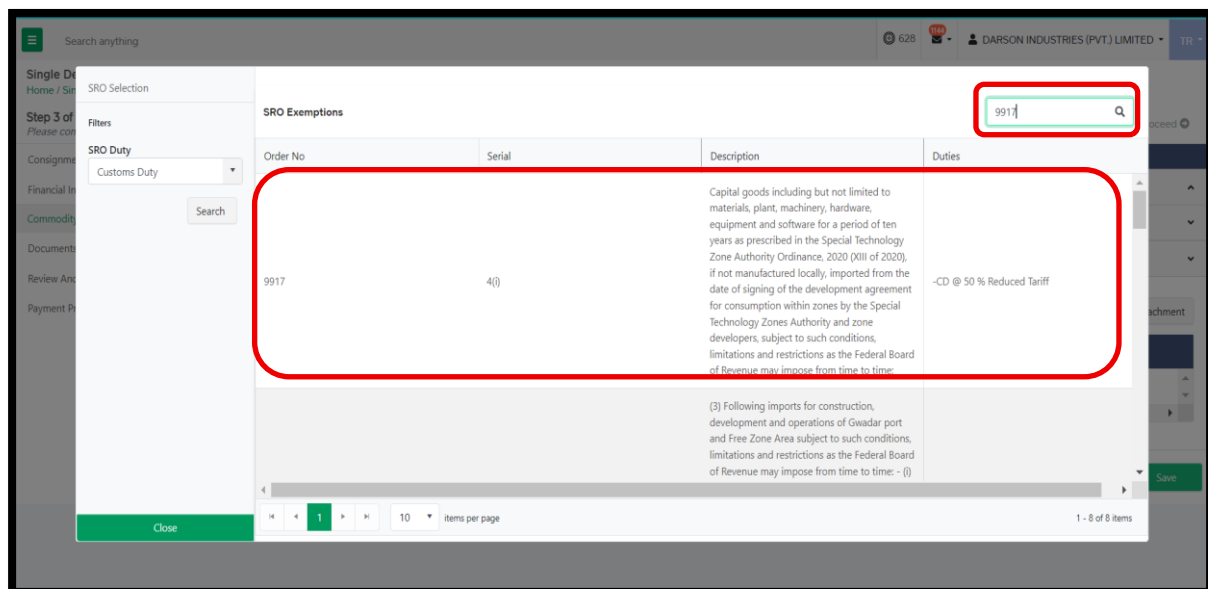


Figure 20



- v. Details of SRO will appear in the tab as highlighted below, User shall press 'Save' button.

Single Declaration  
Home / Single Declaration / Create Single Declaration /

Step 3 of 6  
Please complete all the steps to file a single declaration. All fields are mandatory except the ones marked as Optional

Consignment Information  
Financial Information  
Commodity Information  
Documents  
Review And Validate  
Payment Procedure

Back to Commodities List

General Information  
Supporting Information  
SROs / Exemptions

SRO Attachment

Order No	Serial	Duties	Action
9917	4(i)	-CD @ 50 % Reduced Tariff	

Save

Figure 21

- vi. A pop-up will appear, where User shall enter details under 'Item Structure Description' and click on 'Save' button.

Single Declaration  
Home / Single Declaration / Create Single Declaration /

Step 3 of 6  
Please complete all the steps to file a single declaration. All fields are mandatory except the ones marked as Optional

Consignment Information  
Financial Information  
Commodity Information  
Documents  
Review And Validate  
Payment Procedure

List of Commodities

S.No. HS Code

1 8701.1010

Item Structure Description

Yes

3: Are the imported components/sub components covered under Appendix II of SRO 693(I)/2006 dated 01.07.2006 and have been imported as part of any kit for the assembly or manufacturing of Road tractors for semi-trailers (Prime Mover) of 280HP and above of PCT heading 87.01

☒ (Click, if yes)

4: Whether imported from India?

☐ Does not apply  
☐ No  
☒ Yes

5: Whether importer is registered with the EDI and is having IORC?

☐ Does not apply  
☐ No  
☒ Yes

6: Whether the Importer is industrial concern?

☐ Does not apply  
☐ No  
☒ Yes

Submit

Import Value (PKR) Action

7,000.00

1 - 1 of 1 items

Figure 22



- i. User shall click on quota button to select 'Quota Type'.

**Single Declaration**

[Home](#) / [Single Declaration](#) / [Create Single Declaration](#) /

**Step 3 of 6**

Please complete all the steps to file a single declaration. All fields are mandatory except the ones marked as Optional

[Back](#) [Proceed](#)

**Consignment Information**

**Financial Information**

**Commodity Information**

**Documents**

**Review And Validate**

**Payment Procedure**

List of Commodities + Add commodity

S.No.	HS Code	Product Code	Quantity	Unit Price	Total Value	Import Value (PKR)	Action
1	8701.1010		20 u	USD 1	USD 20	7,000.00	✓   📄   ⌵   ✖

1 - 1 of 1 items

Figure 23

- ii. User shall select the quota type 'STZA' from the drop-down menu.

§

Search anything

986

\$100.00

KHAWAJA SPINNING MILLS LIMITED

TR

Single Declaration

Home / Single Declaration / Create Single Declaration /

Step 3 of 6

Please complete all the steps to file a single declaration. All fields are mandatory except the ones marked as Optional.

BackProceed

Consignment Information

Financial Information

Commodity Information

Documents

Review And Validate

Payment Procedure

List of Commodities

+ Add commodity

S.No.	HS Code	Product Code	Quantity	Unit Price	Total Value	Import Value (PKR)	Action
1	8443.9950				USD 10	2,903.00	<div><div></div><div></div><div></div><div></div></div>

<

>

1

<

>

15

items per page

1 - 1 of 1 items

Select Quota Type

Quota Type

Please select quota type

DTRE/FormS/Other

EDB

STZA

Activate Windows

Go to Settings to activate Windows.

Figure 24



- iii. After selecting 'STZA', User shall click on 'Confirm' button.

Single Declaration

Home / Single Declaration / Create Single Declaration /

Step 3 of 6

Please complete all the steps to file a single declaration. All fields are mandatory except the ones marked as Optional.

Consignment Information

Financial Information

Commodity Information

Documents

Review And Validate

Payment Procedure

List of Commodities

S.No.	HS Code	Product Code	Quantity	Unit Price	Total Value	Import Value (PKR)	Action
1	8443.3990		15		USD 10	2,903.00	✓   📄   📄   📄   📄

1 - 1 of 1 items

Activate Windows  
Go to Settings to activate Windows.

Select Quota Type

Quota Type

STZA

Cancel Confirm

Figure 25



### 5.3.4 STZA Quota File Selection

- i. After clicking on 'Save' button, User shall download template by clicking on 'Download Template STZA' button

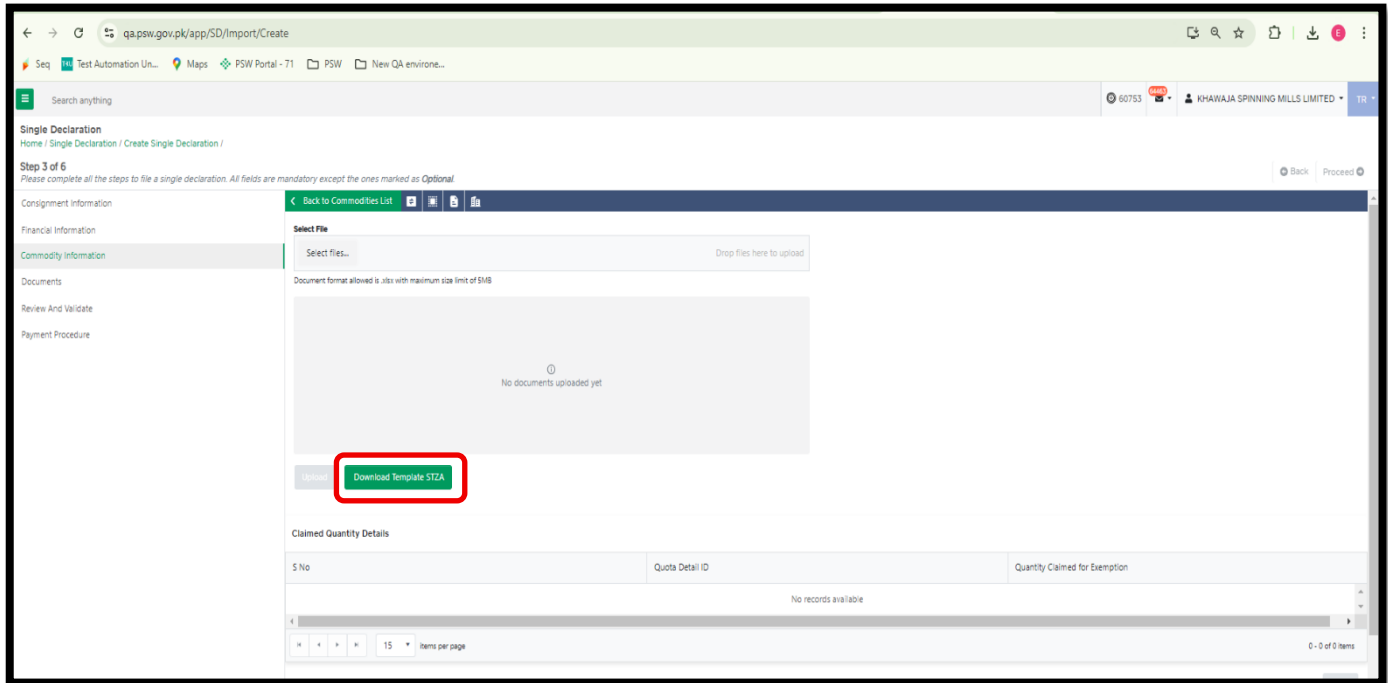


Figure 26

- ii. A template file will open; User shall fill in the 'Qty claimed for Exemption' and save the file in the system.

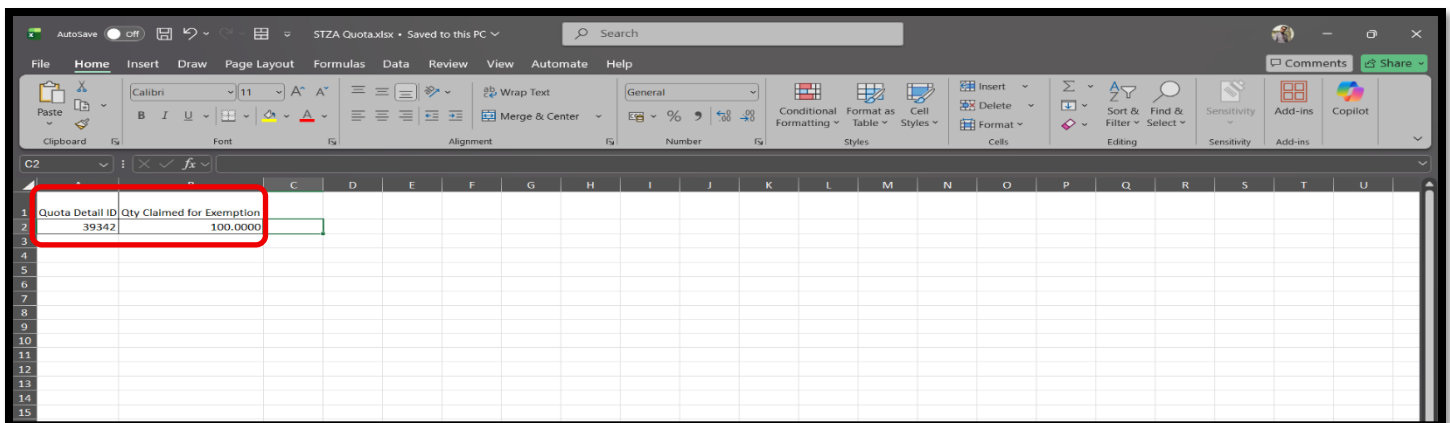


Figure 27



- iii. Here User shall attach the file and press 'Upload' button after selecting correct file and then click on 'Save' button.

Search anything

Single Declaration  
Home / Single Declaration / Create Single Declaration /

Step 3 of 6  
Please complete all the steps to file a single declaration. All fields are mandatory except the ones marked as Optional.

Consignment Information

Financial Information

Commodity Information

Documents

Review And Validate

Payment Procedure

Back Proceed

Back to Commodities List

Select File

Select files... Drop files here to upload

Document format allowed is .xlsx with maximum size limit of 5MB

STZA Quota.xlsx

Upload Download Template STZA

Claimed Quantity Details

S No	Quota Detail ID	Quantity Claimed for Exemption
1	39340	10

1 - 1 of 1 items

Activate Windows  
Go to Settings to activate Windows

Save

Figure 28

- iv. Once User click on 'Upload' button, the file will be uploaded, and the upload button will disappear, and the quota will show in the 'Claimed Quantity Details'.

Search anything

Single Declaration  
Home / Single Declaration / Create Single Declaration /

Step 3 of 6  
Please complete all the steps to file a single declaration. All fields are mandatory except the ones marked as Optional.

Consignment Information

Financial Information

Commodity Information

Documents

Review And Validate

Payment Procedure

Back Proceed

Back to Commodities List

Select File

Select files... Drop files here to upload

Document format allowed is .xlsx with maximum size limit of 5MB

STZA Quota.xlsx

Upload Delete Download Template STZA

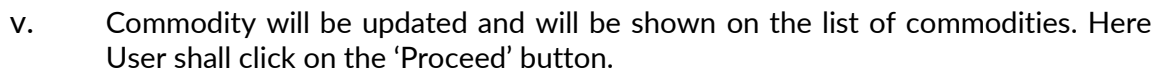
Claimed Quantity Details

S No	Quota Detail ID	Quantity Claimed for Exemption
1	39342	100

1 - 1 of 1 items

Saved!  
STZA Quota Attached  
Successfully

Figure 29

Figure 30

- Figure 31

- vii. After clicking on proceed button, A review and validate page will appear. Here User can check if all the relevant information is correctly filled. User can validate the duties and taxes by clicking on 'Check Duties & Taxes' tab.

S

Single Declaration  
Home / Single Declaration / Create Single Declaration /

Step 5 of 6  
Please complete all the steps to file a single declaration. All fields are mandatory except the ones marked as Optional.

Consignment Information

Financial Information

Commodity Information

Documents

Review And Validate

Payment Procedure

Check Duties & Taxes

I/We hereby accept the Undertaking/Declaration as mandated by the SBP per the Foreign Exchange Regulation Act, 1947.

Please Select Payment Event  
☒ Pre-Payment ☐ Post-Payment

Collectorate: Port Qasim (imports), karachi

BL Number: BDE-757916941

BL Date: 15-10-2025

VIR Number: KPPI-6523-13122024

Assessed Value  
PKR 7,070.00

Packages Information

S.No	No. of Package	Package Type
1	500000	BAGS

Containers Information

S.No	Container No	Seal No
------	--------------	---------

Figure 32

- viii. As detailed information on duties & taxes will appear. After checking User shall click on the 'Back to Review And Validate' button.

Single Declaration  
Home / Single Declaration / Create Single Declaration /

Step 5 of 6  
Please complete all the steps to file a single declaration. All fields are mandatory except the ones marked as Optional.

Consignment Information

Financial Information

Commodity Information

Documents

Review And Validate

Payment Procedure

Back to Review And Validate

HS Code	Unit Price (PKR)	Quantity	Customs Value (PKR)	Total Payable (PKR)	Security Amount (PKR)
+ 8701.1010	1.00	20	7,070.00	7,818.00	0.00
Sindh CESS			PKR 131.00		
Stamp Duty			PKR 2,000.00		
Grand Total			PKR 9,949.00		

Figure 33

- ix. User will be directed to the review and validate page, here User shall click on the 'Validate' button to proceed further.

The screenshot shows the 'Review And Validate' step of a 'Single Declaration' form. The form is titled 'Single Declaration' and includes a search bar and user information (DARSON INDUSTRIES (PVT.) LIMITED). The left sidebar lists various sections: Consignment Information, Financial Information, Commodity Information, Documents, Review And Validate (highlighted), and Payment Procedure. The main content area shows a declaration statement: 'I/We hereby accept the Undertaking/Declaration as mandated by the SBP per the Foreign Exchange Regulation Act, 1947.' Below this is a 'Please Select Payment Event' section with 'Pre-Payment' selected. The form also displays collectorate information (Port Qasim (imports), karachi), BL Number (BDE-757916941), BL Date (15-10-2025), VIR Number (KPPI-6523-13122024), and Assessed Value (PKR 7,070.00). A table for 'Packages Information' shows one package with S.No. 1, No. of Package 500000, and Package Type BAGS. A 'Containers Information' table is also visible at the bottom.

Figure 34

- x. A pop-up will appear confirmation 'SD validation; User shall click on 'OK'.

This screenshot shows the same 'Review And Validate' step as Figure 34, but with a confirmation pop-up displayed in the center. The pop-up is a white box with a red border, containing a green checkmark icon, the text 'Validated!', and the message 'Your SD is validated successfully'. Below the message is a green 'OK' button. The background form is dimmed, showing the same declaration and package information as in Figure 34.

Figure 35

- xi. After validation, User shall be directed to the Payment Procedure page, here breakdown of the payment will be shown. User shall press 'Save and Submit' button.

Search anything

628 DARSON INDUSTRIES (PVT.) LIMITED

Single Declaration  
Home / Single Declaration / Create Single Declaration /

Step 6 of 6  
Please complete all the steps to file a single declaration. All fields are mandatory except the ones marked as Optional.

Consignment Information

Financial Information

Commodity Information

Documents

Review And Validate

Payment Procedure

Payment Advice

NTN	Trader Name	Trader Address
0305386	Darson Industries (Pvt) Limited	G.T.ROAD
FBR		
Fee Name	Amount (PKR)	
Customs Duty	PKR 2,121.00	
Sales Tax	PKR 1,935.00	
Income Tax	PKR 1,229.00	
Additional Custom Duty	PKR 2,192.00	
Additional Sales Tax	PKR 341.00	
Sindh CESS	PKR 131.00	
Stamp Duty	PKR 2,000.00	
Total	PKR 9,949.00	
Grand Total	PKR 9,949.00	

Back Save and Submit

Figure 36

- xii. PSID will be generated, User shall make the payment to complete the process.

PSW

Search anything

627 DARSON INDUSTRIES (PVT.) LIMITED

Single Declaration  
Home / UPS / Payment Advice /

General Information

Payment Type	Creation Date & Time	Document Number	VIR #
Single Declaration	30-10-2025 10:16 PM	0002352-15102025	KPP-6523-13122024
Trader NTN #	BLUWB #	Business Name	Agent Name
0305386	BDE:757916941	Darson Industries (Pvt) Limited	-

Payment Breakup

	Amount (PKR)
+ Goods Declaration	PKR 9,949

Mode of Payment

Alternate Delivery Channels (ADC) PD Account

PSID	Total Payable Amount
10007420251030101653552	PKR 9,949

Amount in Words

Nine Thousand Nine Hundred Forty-Nine Rupees Only

Cancel

Figure 37



## 6. Contact Information

If you require any assistance, please feel

free to contact us as:

Email: [support@psw.gov.pk](mailto:support@psw.gov.pk)

Phone: 021-111-1sss11-779



+92-51-9245605



info@psw.gov.pk



www.psw.gov.pk